

Impacting Data Quality: What's the Use of Using a Data Integration Use Case?



Orlando, FL – February 21-22, 2018

Bill Huennekens, CIID

Jane Nell Luster, CIID

Sara Sinani, CIID

Austin, TX – March 7-8, 2018

Jeff Sellers, CIID

Bruce Bull, CIID

Anthea Brady, CIID

Agenda

1. Objectives
2. Introductions
3. CIID Overview
4. CIID Resources and Toolkit
5. Use Case Activity
6. State Sharing
7. Generate Demo

Objectives

- Understand how ***data integration*** impacts data quality
- Create an agency-specific ***data integration*** use case
- Understand CIID tools that support ***data integration***
- Share ***data integration*** challenges, solutions, best practices



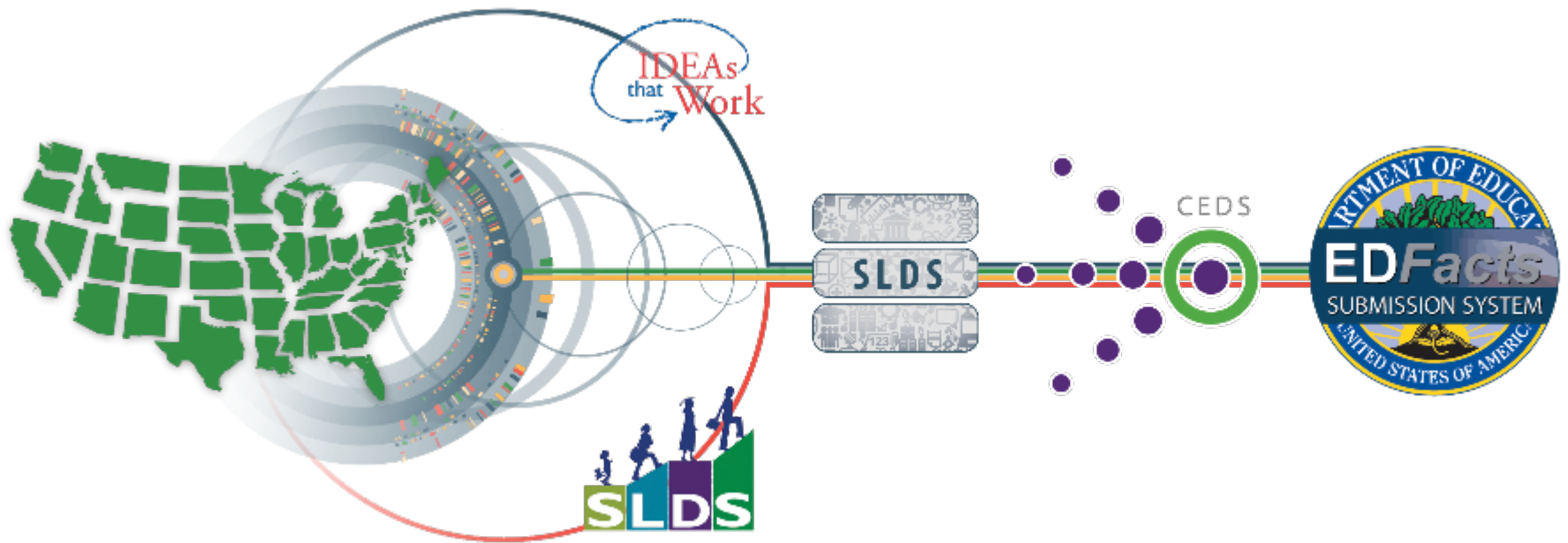
Introductions

- Presenters
- Attendees by role
 - Data manager
 - Special education director
 - Special education administrator
 - TA provider
 - Other

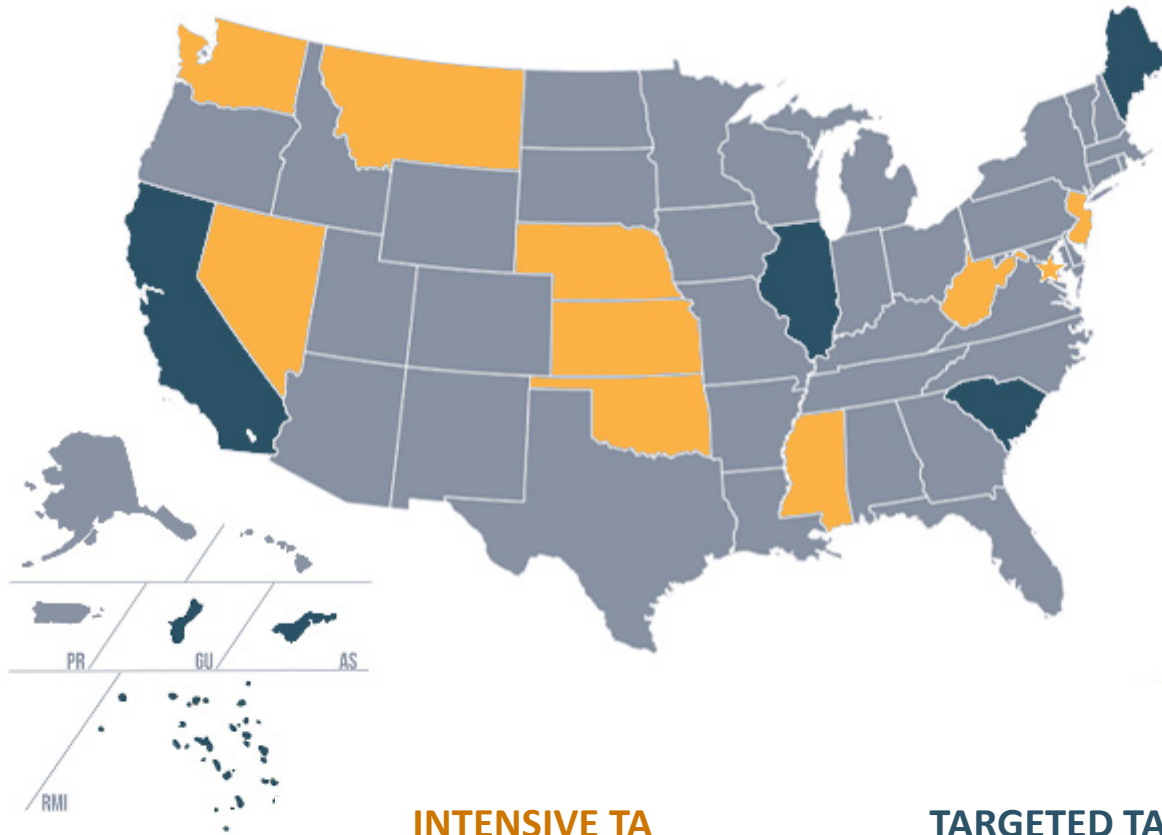
Center for the Integration of IDEA Data (CIID)

- Supports state education agency (SEA) capacity to report high-quality IDEA Part B data
- Assists SEAs in integrating IDEA data systems/ processes with State Longitudinal Data Systems (SLDS)
- Improves SEA data management practices
- Provides tools & resources around data integration

What Is CIID?



CIID Technical Assistance (TA) States



INTENSIVE TA

Kansas, Mississippi, Montana, Nebraska, Nevada, New Jersey, Oklahoma, OSSE, Washington, West Virginia

TARGETED TA

American Samoa, California, Guam, Illinois, Maine, South Carolina, Republic of the Marshall Islands

CIID Resources

- Publications
- Webinars
- Newsletters
- Glossary

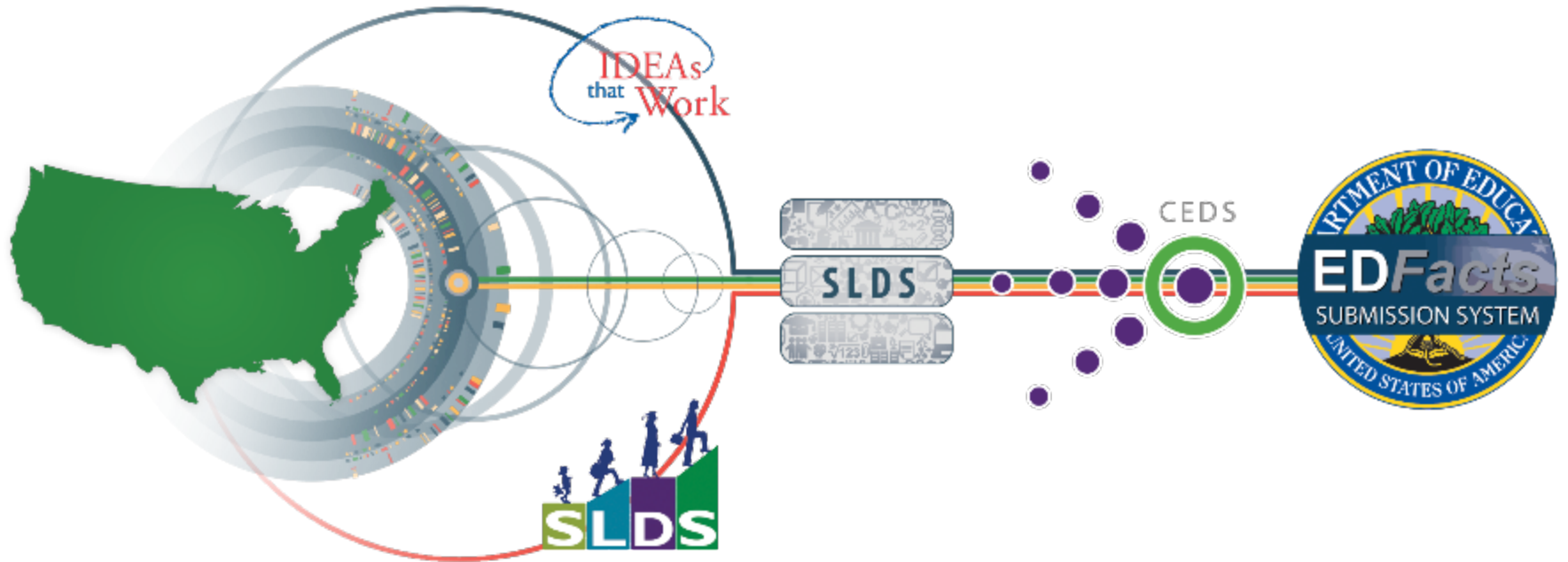


CIID Data Integration Toolkit

- **Road map** for SEA data integration
- **Core requirements** for data integration
- (Not just IDEA data)



What Is CIID?



Reflection

How many data sources does your state need for your IDEA ED*Facts* data?

Data Integration Use Case Activity

CIID Data Integration Use Case Exercise

What is a Use Case? A use case explains the overall reason or story for why you want to integrate. This simple use case will demonstrate the general impact of integration and build support within your state education agency (SEA). It creates a common understanding of the specific need or a currently unanswered question within your SEA and establishes data integration as part of the solution.

- Title
- **Need Statement (challenge)**
- **Data Required**
- Stakeholder Impact
- Timing/Calendar Implications
- **Champions/Challengers**

Needs Statement



Data Required

What data sources and/or systems might be targeted for data integration?

Who Are the Champions? Challengers?

Champions

<i>Champions</i>

Challengers

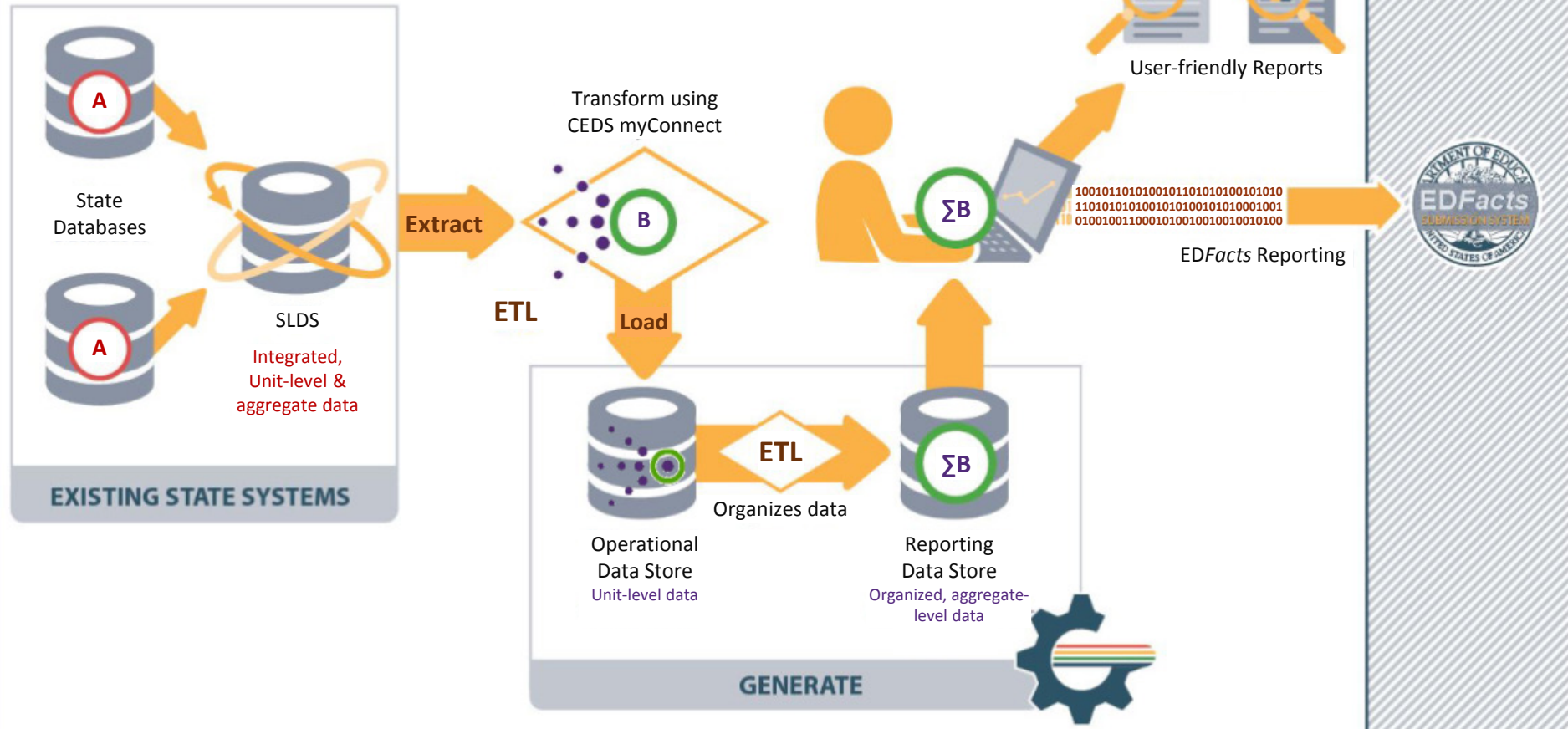
<i>Challengers</i>

State Guest Share

- What is your state doing relative to the integration of IDEA data
- What are the expected benefits
- How is CIID involved

Generate Overview

SEA ENVIRONMENT



Generate Reports



Username Password [LOG IN](#)



Resources

Data Population Summary

Standard Reports

CIID

Home

Generate allows users to calculate, review, and produce state-defined reports and submission-ready federal reports.

VIEW AVAILABLE REPORTS



View **EDFacts** Submission Reports



View **SPP/APRs** Submission Reports



View Reports Library

Resources

Data Population Summary



Generate Reports (cont.)



Standard Reports > SPP/APR Submission Reports

SPP/APR SUBMISSION REPORTS

From this screen, you can select a report to be shared with Data Stewards.

Level: **LEAs** |
 Year: 2014-15 |
 Category Set: All |
 Report: Indicator 4A

Reports created by Generate are intended for internal use by SEA officials. They may contain small cell sizes and therefore should not be released to the public prior to review by your state's disclosure avoidance may be required before this report is ready for public consumption.

Indicator 4A: Suspension/Expulsion

All Disability Category (DLA), Racial Ethnic, Removal Length (Suspensions/Expulsions)

Total LEAs: 1

[EXPORT TO EXCEL](#)

(1) LEA Identifier	(2) Total Number of Students with Disabilities (Ages 3-21) on the Child Count Date	(3) Total Number of Students without Disabilities (Ages 3-21) on the Child Count Date	(4) Total Number of Students with Disabilities (Ages 3-21) with Suspensions or Expulsions Totalling Greater than 10 days in the Targeted School Year	(5) Total Number of Students without Disabilities (Ages 3-21) with Suspensions or Expulsions Totalling Greater than 10 Days in the Targeted School Year	(6) Rate #1: District-Level Suspension/Expulsion Rate for Children with Disabilities (used in B4A Examples 1a, 1b, 2, 3, 4a, 4b, 6, and 6)	(7) Rate #2: District-Level Suspension/Expulsion Rate for Children without Disabilities (used in B4A Examples 6 and 6)	(8) Rate #3: State-Level Suspension/Expulsion Rate for Children with Disabilities (used in B4A Examples 1a and 4)	(9) Rate #4: State Me Suspension/Expulsion Rate for Children w Disabilities (used in B4A Examples 1b, 3, and 6)
Statewide Totals (1 items)	1,134	5,714	629	3,362	55.00 %	59.00 %	55.00 %	59.00 %
000011	1,134	5,714	629	3,362	55.00 %	59.00 %	55.00 %	59.00 %

For report methodology, see [Connection link](#).

[GO TO REPORTS LIBRARY](#)

Generate Reports (cont.)



Travis Peterson (Reviewer)

LOG OUT



Resources

Data Population Summary

Standard Reports

CIID

Standard Reports > SPP/APR Submission Reports

SPP/APR SUBMISSION REPORTS

From this screen, you can select a report to be shared with Data Stewards.

Level: **SEA** LEAS Year: 2016-17 Category Set: All Disabilities Report: Indicator 9

Reports created by Generate are intended for internal use by SEA officials. They may contain small cell sizes and therefore should not be released to the public prior to review by your state's disclosure avoidance may be required before this report is ready for public consumption.

Indicator 9: Disproportionate Representation

All Disabilities - Disability Category (IDEA), Racial/Ethnic

Total: 1

EXPORT TO EXCEL

SFA ID	Racial/Ethnic							
	AM/	AS/	UL/	IR/	MU/	PI/	WI/	Missing
24	138	152	163	222	191	113	149	30

For report methodology, see [Connection link](#).

GO TO REPORTS LIBRARY



Generate Reports (cont.)



Travis Peterson (Reviewer)

LOG OUT



Resources

Data Population Summary

Standard Reports

CIID

Standard Reports > EDFACTS Submission Reports

EDFACTS SUBMISSION REPORTS

From this screen, you can select a report to be shared with Data Stewards, and/or create the file for federal reporting submission.

Level

SEA

LEAs

Year

2016-17

Category Set

Category Set A

Report

C006

Reports created by Generate are intended for internal use by SEA officials. They may contain small cell sizes and therefore should not be released to the public prior to review by your state's disclosure avoidance may be required before this report is ready for public consumption.

C006: Children with Disabilities (IDEA) Suspensions/Expulsions

Category Set A: Disability Category (IDEA), Removal Length (Suspensions/Expulsions), Discipline Method (Suspension/Expulsion)

Total: 1 Row: 1

CREATE SUBMISSION FILE+

EXPORT TO EXCEL

Disability Category (IDEA)			Disability Category (IDEA)												
			Autism		Deaf-blindness		Developmental delay		Emotional disturbance	Hearing Impairment		Multiple disabilities		Intellectual disability	
LLA	LLA ID	Removal Length (Suspensions/Expulsions)	Discipline Method (Suspension/Expulsion)		Discipline Method (Suspension/Expulsion)		Discipline Method (Suspension/Expulsion)		Discipline Method (Suspension/Expulsion)	Discipline Method (Suspension/Expulsion)		Discipline Method (Suspension/Expulsion)		Discipline Method (Suspension/Expulsion)	
			In School Suspensions	Out of School Suspensions/Ex	In School Suspensions	Out of School Suspensions/Ex	In School Suspensions	Out of School Suspensions/Ex	Out of School Suspensions/Ex	In School Suspensions	Out of School Suspensions/Ex	In School Suspensions	Out of School Suspensions/Ex	In School Suspensions	Out of School Suspensions/Ex
		> 10 days	4	15	1	11	3	9	13	3	13	3	10	1	1
The Pinery School District	0000011	<= 10 days	4	6	4	14	2	13	8	4	9	2	8	6	1


For report methodology, see [Connection link](#).

GO TO REPORTS LIBRARY



EDFACTS File Specifications

Generate Reports (cont.)


Travis Peterson (Reviewer) [LOG OUT](#)

[Resources](#)
[Data Population Summary](#)
[Standard Reports](#)
[CIID](#)

Standard Reports > ED Facts Submission Reports

EDFACTS SUBMISSION REPORTS

From this screen, you can select a report to be shared with Data Stewards, and/or create the file for federal reporting submission.

Level

SEA
LEAS
SCHOOLS

Year

2017-18

Category Set

Subtotal 1

Report

C002


Reports created by Generate are intended for internal use by SEA officials. They may contain small cell sizes and therefore should not be released to the public prior to review by your state's disclosure avoidance may be required before this report is ready for public consumption.

C002: Children with Disabilities (IDEA) School Age
Subtotal 1 - Sex (Membership)
Index: 1

CREATE SUBMISSION FILE+
EXPORT TO EXCEL

SFA	SFA ID	Sex (Membership)		Grand Total
		Female	Male	
Maryland State Education Agency	24	649	605	1,254
Grand Total		649	605	1,254

For report methodology, see [Connection link](#).

GO TO REPORTS LIBRARY
 [EDFacts File Specifications](#)

Generate Reports (cont.)



EDFACTS SUBMISSION REPORTS

From this screen, you can select a report to be shared with Data Stewards, and/or create the file for federal reporting submission.

Level

Year

Category Set

Report

SEA

LEAS

SCHOOLS

2017-18

Category Set A

C002

Reports created by Generate are intended for internal use by SEA officials. They may contain small cell sizes and therefore should not be released to the public prior to review by your state's disclosure avoidance may be required before this report is ready for public consumption.

C002: Children with Disabilities (IDEA) School Age

Category Set A - Disability Category (IDEA), Racial Ethnic, Sex (Membership)

Filter

Total: 1

CREATE SUBMISSION FILE

EXPORT TO EXCEL

- Tab Delimited (.tab)
- Comma Delimited (.csv)
- Fixed (.txt)

Disability Category (IDEA):			Disability Category (IDEA)						Emotional distu	
			Autism		Deaf-blindness				Sex (Member	
			Sex (Membership)		Sex (Membership)				Sex (Member	
SEA	SEA ID	Racial Ethnic	Female	Male	Female	Male	Female	Male	Female	Male
		American Indian or Alaska Native	5	7	2	9	0	0		3

Generate Reports (cont.)



Resources

Standard Reports > ED Facts Summary

Level

SEA LEAS

Reports created by Generate are internal use only. A report is ready for public consumption when the report is reviewed and approved by the appropriate authority.

Filter

SEA

Indian or Alaska Native

MDSEACWDBLIDEAv101020 - Notepad

File Edit Format View Help

SEA	CHILDREN WITH DISABILITIES	2703	MDSEACWDBLIDEAv101020.tab	c002-05102018-1010	2017-2018	
1	24	01	IDEADISAB	AM7	F	AUT
2	24	01	IDEADISAB	AM7	M	AUT
3	24	01	IDEADISAB	AS7	F	AUT
4	24	01	IDEADISAB	AS7	M	AUT
5	24	01	IDEADISAB	BL7	F	AUT
6	24	01	IDEADISAB	BL7	M	AUT
7	24	01	IDEADISAB	HI7	F	AUT
8	24	01	IDEADISAB	HI7	M	AUT
9	24	01	IDEADISAB	MJ7	F	AUT
10	24	01	IDEADISAB	MJ7	M	AUT
11	24	01	IDEADISAB	PI7	F	AUT
12	24	01	IDEADISAB	PI7	M	AUT
13	24	01	IDEADISAB	WH7	F	AUT
14	24	01	IDEADISAB	WH7	M	AUT
15	24	01	IDEADISAB	AM7	F	DB
16	24	01	IDEADISAB	AM7	M	DB
17	24	01	IDEADISAB	AS7	F	DB
18	24	01	IDEADISAB	AS7	M	DB
19	24	01	IDEADISAB	BL7	F	DB
20	24	01	IDEADISAB	BL7	M	DB
21	24	01	IDEADISAB	HI7	F	DB
22	24	01	IDEADISAB	HI7	M	DB
23	24	01	IDEADISAB	MJ7	F	DB
24	24	01	IDEADISAB	MJ7	M	DB
25	24	01	IDEADISAB	PI7	F	DB
26	24	01	IDEADISAB	PI7	M	DB
27	24	01	IDEADISAB	WH7	F	DB
28	24	01	IDEADISAB	WH7	M	DB
29	24	01	IDEADISAB	AM7	F	DD
30	24	01	IDEADISAB	AM7	M	DD

EXPORT TO EXCEL

Emotional distu

Sex (Member

Female

3

Generate Reports (cont.)

EDFACTS SUBMISSION REPORTS

From this screen, you can select a report to be shared with Data Stewards, and/or create the file for federal reporting submission.

Level: **SEA** | LEAS | SCHOOLS
 Year: 2017-18
Category Set: Category Set A
Report: C002

Reports created by Generate are intended for internal use by SEA officials. They may contain small cell sizes and therefore should not be released to the public prior to review by your state's disclosure avoidance may be required before this report is ready for public consumption.


C002: Children with Disabilities (IDEA) School Age
 Category Set A - Disability Category (IDEA), Racial/Ethnic, Sex (Membership)
 Initial: 1

[CREATE SUBMISSION FILE+](#) | [EXPORT TO EXCEL](#)

Disability Category (IDFA):			Disability Category (IDFA)													
			Autism		Deaf blindness		Developmental delay		Emotional disturbance		Hearing impairment		Multiple disabilities		Intell. disor.	
			Sex (Membership)		Sex (Membership)		Sex (Membership)		Sex (Membership)		Sex (Membership)		Sex (Membership)		Sex (Membership)	
SLA	SLA ID	Racial/Lthnic	Female	Male	Female	Male	Female	Male	Female	Male	Female	Male	Female	Male	Female	Male
Maryland State Education Agency	24	American Indian or Alaska Native	5	7	2	9	0	9	3	3	9	2	6	4		
		Asian	8	5	11	5	7	3	7	9	8	6	3	5		
		Black or African American	5	9	6	2	7	7	2	0	6	5	7	8		

For report methodology, see [Connection link](#).

[GO TO REPORTS LIBRARY](#)


[EDFacts File Specifications](#)

Generate Reports (cont.)



Travis Peterson (Reviewer)

LOG OUT



Resources

Data Population Summary

Standard Reports

CIID

Standard Reports > ED Facts Submission Reports

EDFACTS SUBMISSION REPORTS

From this screen, you can select a report to be shared with Data Stewards, and/or create the file for federal reporting submission.

Level: SEA | **LEAs** | SCHOOLS

Year: 2017-18

Category Set: Category Set A

Report: C002

Reports created by Generate are intended for internal use by SEA officials. They may contain small cell sizes and therefore should not be released to the public prior to review by your state's disclosure avoidance may be required before this report is ready for public consumption.

C002: Children with Disabilities (IDEA) School Age

Category Set A - Disability Category (IDEA), Racial/Ethnic, Sex (Membership)

Total 11 Ax: 1

[CREATE SUBMISSION FILE+](#) [EXPORT TO EXCEL](#)

Disability Category (IDFA):			Disability Category (IDFA)												
			Autism		Deaf blindness		Developmental delay		Emotional disturbance		Hearing impairment		Multiple disabilities		Intellectual disability
			Sex (Membership)		Sex (Membership)		Sex (Membership)		Sex (Membership)		Sex (Membership)		Sex (Membership)		Sex (Membership)
LLA	LLA ID	Racial/Ethnic	Female	Male	Female	Male	Female	Male	Female	Male	Female	Male	Female	Male	Female
		American Indian or Alaska Native	5	7	2	9	8	9	3	3	9	2	6	4	
The Pinery School District	0050011	Asian	8	5	11	5	7	3	7	9	8	6	3	5	
		Black or African American	5	9	6	2	7	7	2	8	6	5	7	8	1

For report methodology, see [Connection link](#).

[GO TO REPORTS LIBRARY](#)

[EDFacts File Specifications](#)

Generate Reports (cont.)



Travis Peterson (Reviewer)

LOG OUT



Resources

Data Population Summary

Standard Reports

CIID

Standard Reports > EDFACTS Submission Reports

EDFACTS SUBMISSION REPORTS

From this screen, you can select a report to be shared with Data Stewards, and/or create the file for federal reporting submission.

Level: SEA LEAS **SCHOOLS** Year: 2017-18 Category Set: Category Set A Report: C002

Reports created by Generate are intended for internal use by SEA officials. They may contain small cell sizes and therefore should not be released to the public prior to review by your state's disclosure avoidance may be required before this report is ready for public consumption.

C002: Children with Disabilities (IDEA) School Age
Category Set A - Disability Category (IDEA), Racial Ethnic, Sex (Membership)
Total Schools: 84

[CREATE SUBMISSION FILE+](#) [EXPORT TO EXCEL](#)

Disability Category (IDEA)			Disability Category (IDEA)												
			Autism		Deaf-blindness		Developmental delay		Emotional disturbance		Hearing impairment		Multiple disabilities		Intellectual disability
			Sex (Membership)		Sex (Membership)		Sex (Membership)		Sex (Membership)		Sex (Membership)		Sex (Membership)		Sex (Membership)
School	School ID	Racial Ethnic	Female	Male	Female	Male	Female	Male	Female	Male	Female	Male	Female	Male	Female
Alturas Junior High	000000115	American Indian or Alaska Native	0	0	0	0	0	0	0	0	0	0	0	0	0
		Asian	0	1	0	0	1	0	0	0	0	0	0	0	0
		Black or African American	0	0	0	0	0	0	0	0	0	0	0	0	1

For report methodology, see [Connection link](#).

[GO TO REPORTS LIBRARY](#)

[EDFACTS File Specifications](#)

Objectives - Revisiting

- Understand how *data integration* impacts data quality
- Create an agency-specific *data integration* use case
- Understand CIID tools that support *data integration*
- Share *data integration* challenges, solutions, best practices





Contact Us

Bill Huennekens bill.huennekens@aemcorp.com

Jane Nell Luster janenellluster@gmail.com

Sara Sinani sara.sinani@aemcorp.com

Jeff Sellers jeff.sellers@aemcorp.com

Bruce Bull bruce.bull@spedsis.com

Anthea Brady anthea.brady@aemcorp.com

Visit the CIID website: www.ciidta.org

Follow CIID on Twitter: [@CIIDTA](https://twitter.com/CIIDTA)

This presentation was supported by a grant from the U.S. Department of Education, #H373Y130002. However, the contents do not necessarily represent the policy of the U.S. Department of Education, and you should not assume endorsement by the federal government.

Project Officers: Richelle Davis and Meredith Miceli

